



EX NX ZX

SERIES

ELECTRICAL
DISCHARGE MACHINE

EX NX ZX

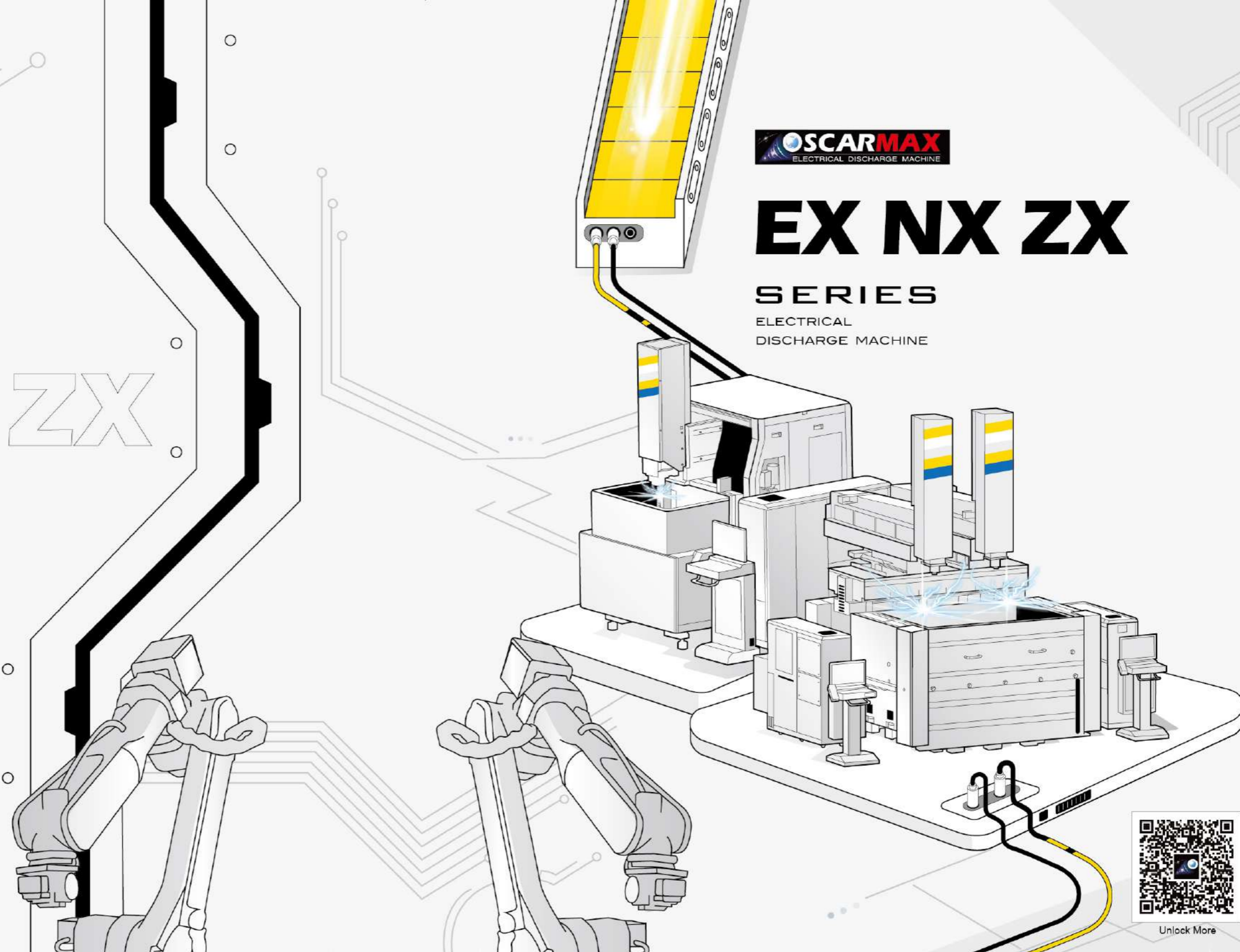


OSCAR E.D.M. COMPANY LTD.

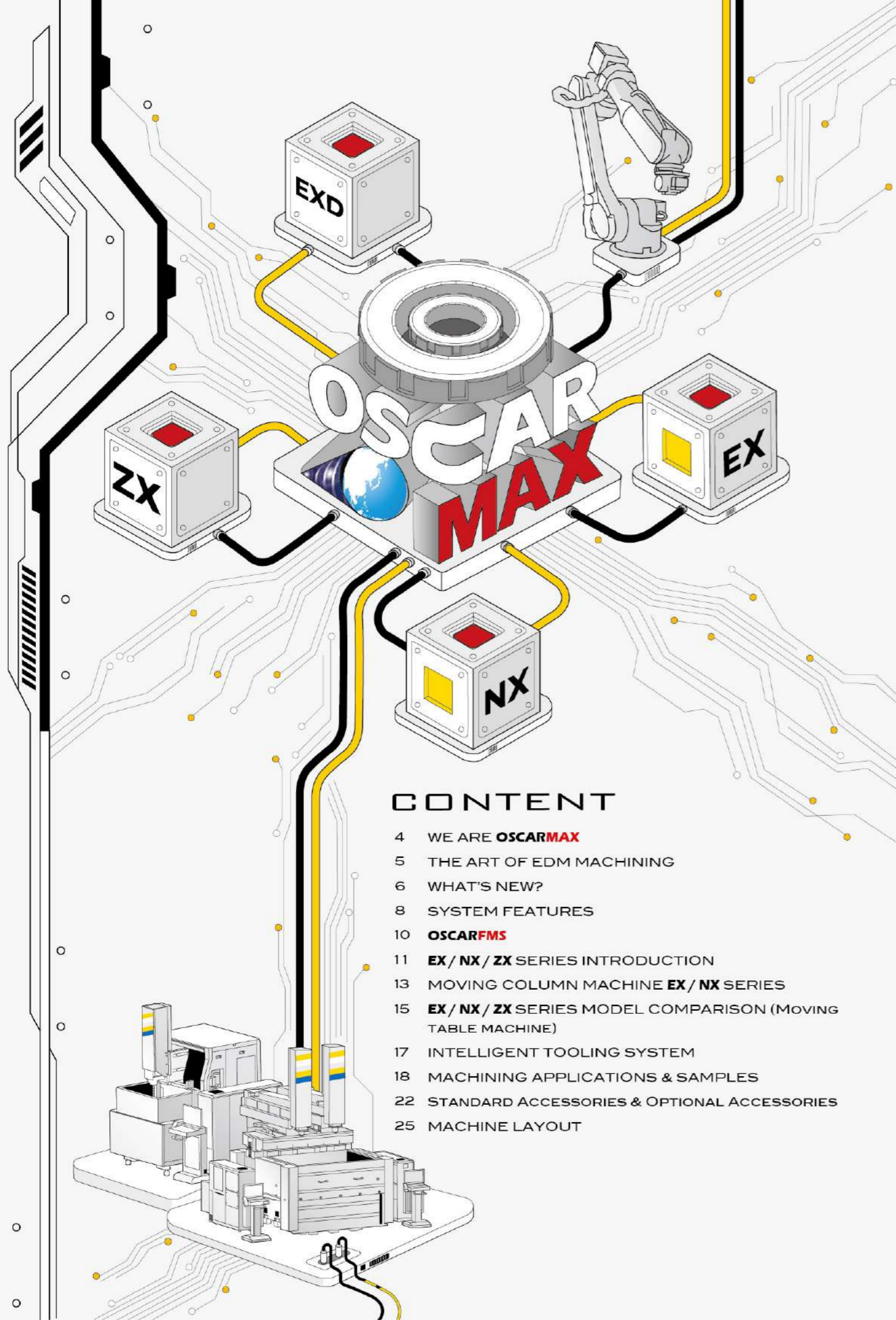
No. 359, Xuetian Rd., Wuri Dist., Taichung City 41451, Taiwan
TEL: +886-4-2338-5918 FAX: +886-4-2338-0035
Website: www.oscaredm.com.tw
Email: oscaredm@oscaredm.com.tw
Copyright © 2026 OSCARMAX EDM All Rights Reserved.



Service support on LINE



Unlock More



CONTENT

- 4 WE ARE **OSCARMAX**
- 5 THE ART OF EDM MACHINING
- 6 WHAT'S NEW?
- 8 SYSTEM FEATURES
- 10 **OSCARFMS**
- 11 **EX / NX / ZX** SERIES INTRODUCTION
- 13 MOVING COLUMN MACHINE **EX / NX** SERIES
- 15 **EX / NX / ZX** SERIES MODEL COMPARISON (MOVING TABLE MACHINE)
- 17 INTELLIGENT TOOLING SYSTEM
- 18 MACHINING APPLICATIONS & SAMPLES
- 22 STANDARD ACCESSORIES & OPTIONAL ACCESSORIES
- 25 MACHINE LAYOUT



- EZ** spark for super hard alloys
- PMI** Linear Motion Systems
- Easy program Fuzzy system
- FAGOR**
- Panasonic**
- DELTA**
- Surface Roughness : 0.1um/Ra
- GRUNDFOS**
- HIWIN** Heavy Control and Safety Technology
- Automatic work tank
- Industrial IPC CPU
- Minimum wear out 0.18%
- NSK**

COMPANY PROFILE

Committed to Quality and Performance
 Dedicated to Technology and Value
 Driven by Service and Passion
 Creating Breakthroughs through Continuous Innovation



Our Mission

Rooted in Environmental Harmony, Enhancing Everyday Life.



Our Vision

Empowering talent, advancing intelligent metal manufacturing, and leading the future of automation.



Our Strategy

Zero Training, Quick integration, a line instead of an equipment.

Zero-Training Concept

Throughout our R&D process, we embrace the philosophy that “less is more”—maximizing value while utilizing the fewest possible resources. OSCARMAX is committed to promoting a Zero-Training concept. Once installed, the machine can be operated immediately with minimal training time—even by users with no prior EDM experience. Drawing on extensive expertise from previous machine generations, we have developed a Windows-based user interface designed for intuitive and user-friendly operation. By simplifying workflows and shortening the learning curve, we enable operators to quickly achieve optimal productivity and performance.

Quick Integration

Integration through EtherCAT communication across all machine electronics enables seamless data sharing, accelerates system integration, and provides real-time monitoring of machine utilization, alarm status, and operational performance. The EX Series is designed with a parametric AI system that receives real-time feedback from actual sparking conditions. Through online diagnostics, performance analysis, and quality monitoring, it continuously collects and analyzes data to optimize overall machining efficiency.

Automatic Production Line

With EtherCAT connectivity and remote control capabilities, Electrical Discharge Machines can be seamlessly integrated into existing automated manufacturing lines. Once the EX Series is incorporated into an automated production environment, the system can analyze inputs and outputs through an Application Programming Interface (API), transforming multiple machines into a unified and coordinated production unit. Through the API architecture, operators can implement modular and systematic integration, ensuring flexibility, scalability, and efficient system management.

Build the Smart Industry

Driven by a zero-training philosophy, advanced technological solutions, and professional service, OSCARMAX has expanded its presence across diverse industries—including automotive, aerospace, home appliances, and a wide range of precision metal component manufacturing sectors. In response to the growing demand for high-mix, low-volume production, OSCARMAX continues to advance EDM technology while strengthening automation integration capabilities.

By choosing the EX Series, customers gain a reliable partner committed to supporting their journey toward smarter, more competitive manufacturing.

We are now in the era of the Fourth Industrial Revolution, also known as Industry 4.0—defined by increasing automation, smart machines, and intelligent factories. Let us build the future of smart industry together.



COUNTRY

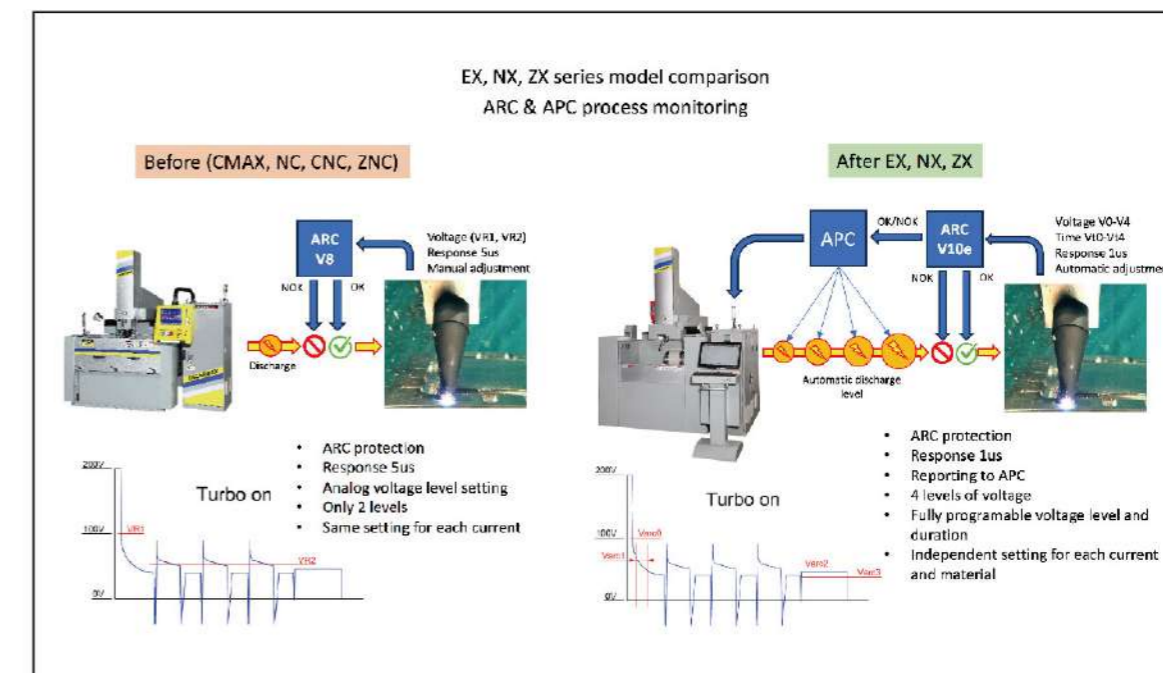
- | | | | | |
|-------------|-------------------|-----------------|----------------|----------------|
| 1 Canada | 9 Norway | 17 Lebanon | 25 Sri Lanka | 33 Malaysia |
| 2 U.S.A. | 10 Germany | 18 Algeria | 26 Korea | 34 Indonesia |
| 3 Mexico | 11 Poland | 19 Tunisia | 27 China | 35 Singapore |
| 4 Colombia | 12 Czech Republic | 20 Egypt | 28 Thailand | 36 New Zealand |
| 5 Peru | 13 Slovenia | 21 South Africa | 29 Vietnam | 37 Australia |
| 6 Brazil | 14 Italy | 22 Saudi Arabia | 30 Japan | 38 Ukraine |
| 7 Argentina | 15 Ukraine | 23 Romania | 31 Taiwan | 39 Switzerland |
| 8 UK | 16 Turkey | 24 India | 32 Philippines | |



What's new ?!

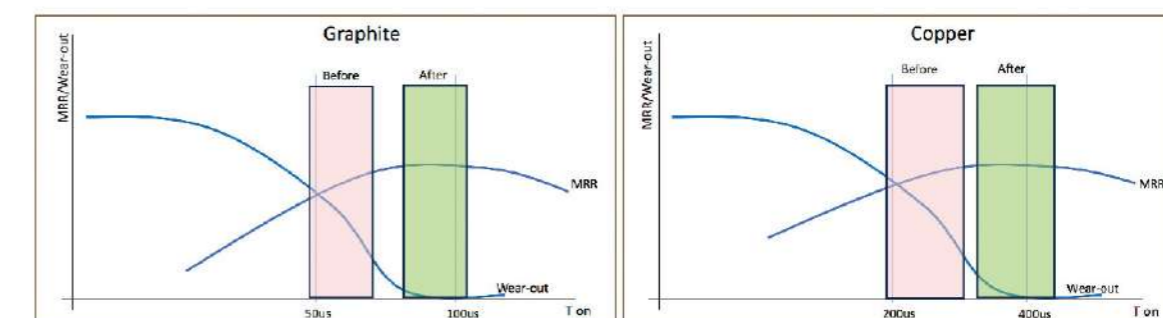


THE 4TH GENERATION DISCHARGE CIRCUIT



EDM CONDITIONS UPDATE

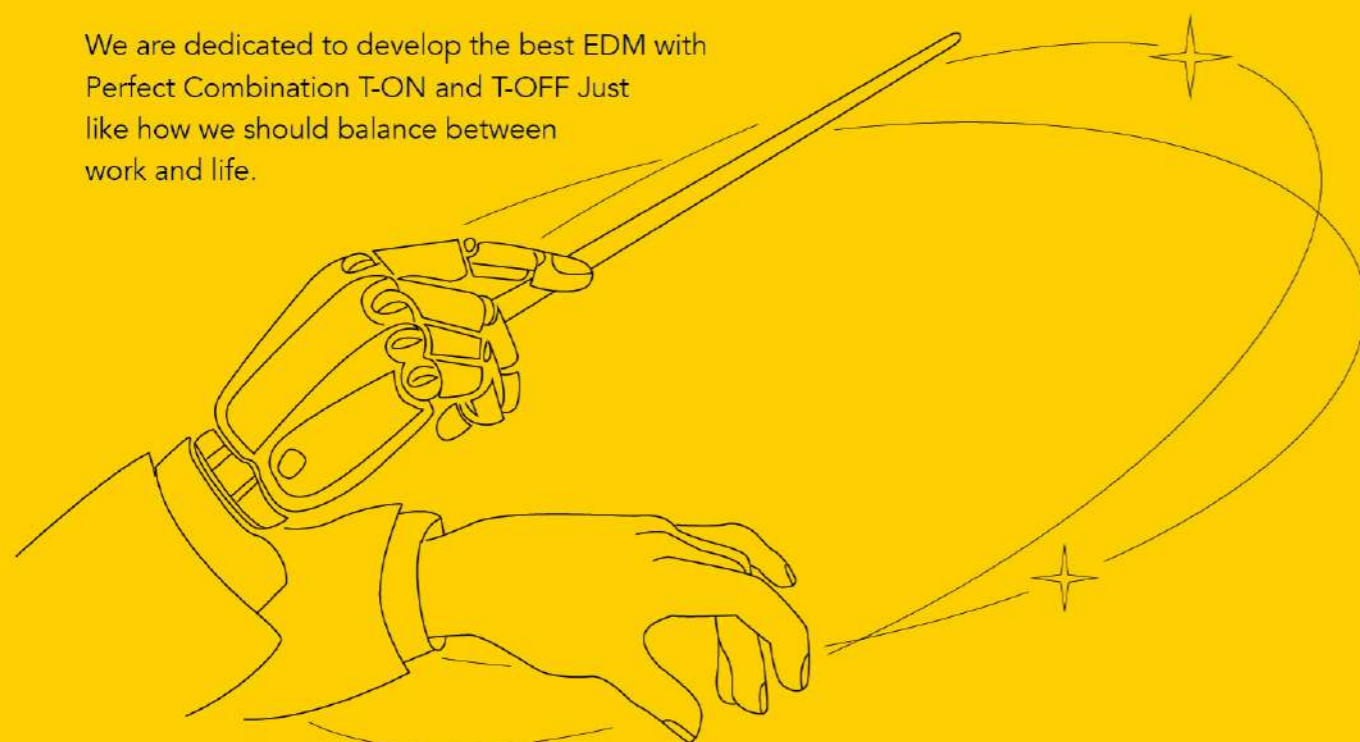
- ARC 2.0
- APC 2.0
- Advanced ARC and APC allows to reach highest MRR and lowest Wear-out settings



T-ON AND T-OFF

With Perfect Combination.

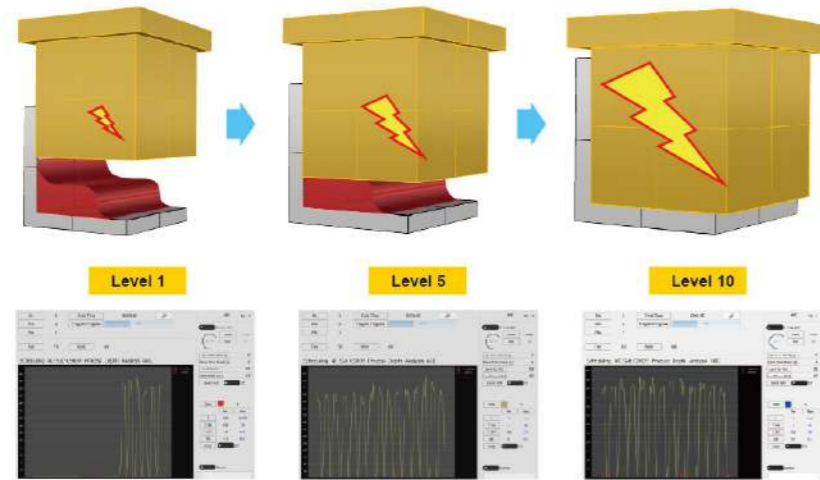
We are dedicated to develop the best EDM with Perfect Combination T-ON and T-OFF Just like how we should balance between work and life.



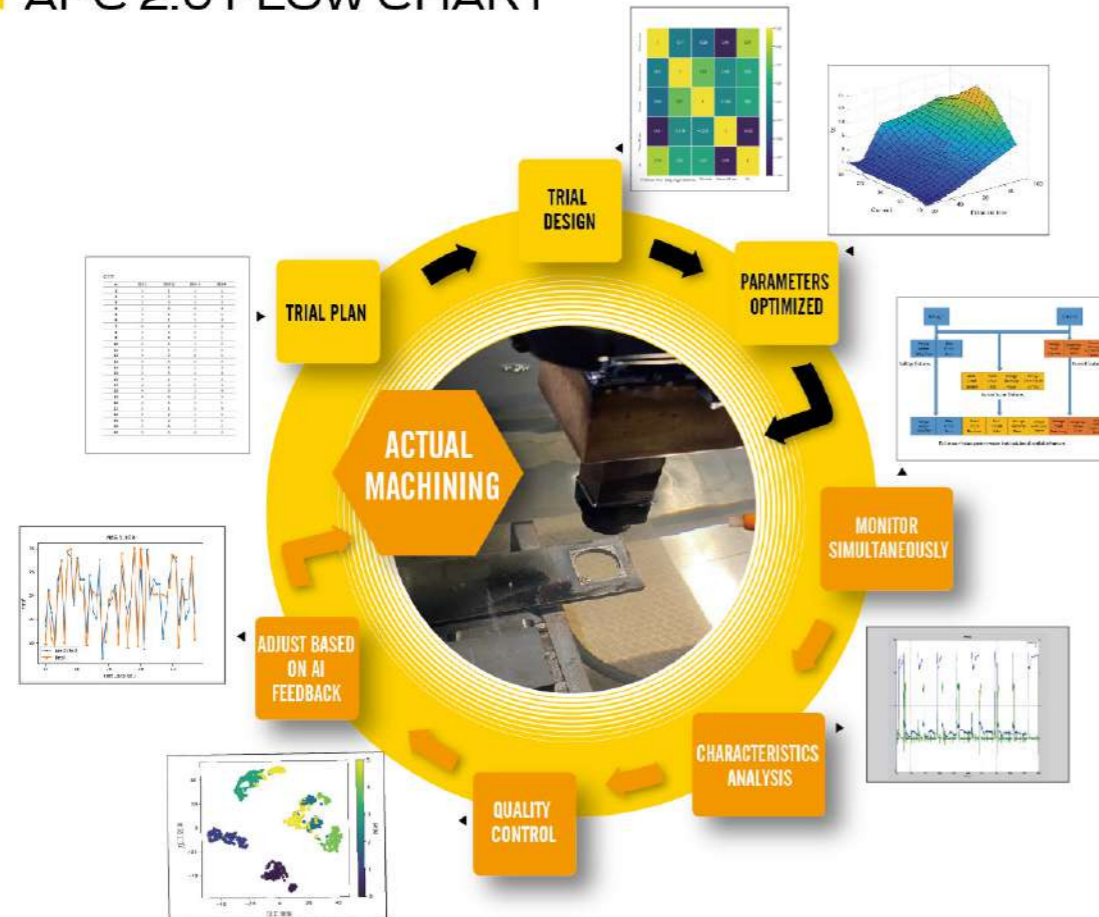
APC 2.0 DESCRIPTION

APC – Adaptable parameters control

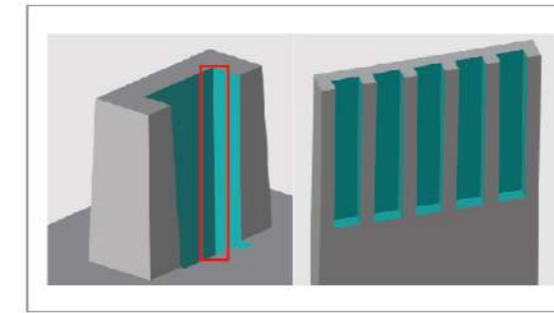
- Massive efficiency improvement based on the real time condition monitoring.
- When an electrode is approaching a workpiece, there are usually sharp corners and small contact area. For this reason, parameters had to be selected carefully and were held throughout entire roughing process.
- APC can automatically (by voltage and ampere feedback) adjust sparking conditions to avoid arcing in the beginning of process and later increase the power to reach maximum possible speed.



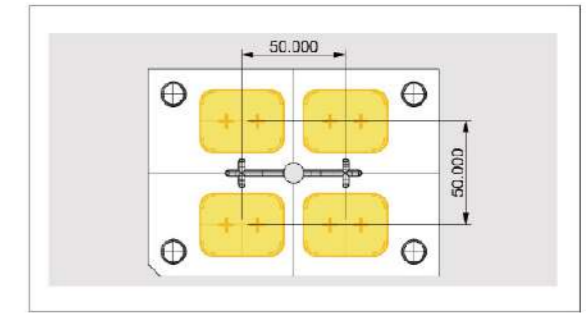
APC 2.0 FLOW CHART



PERFORMANCE COMMITMENT



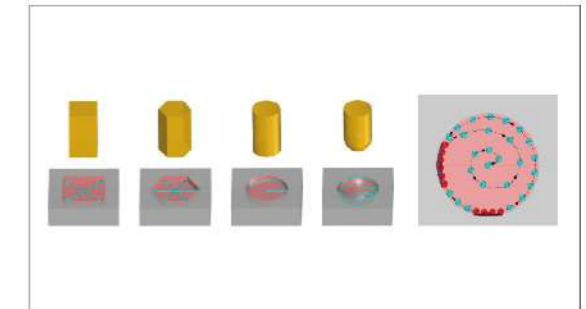
Min. corner radius $\leq 0.005\text{mm}$



Position accuracy $\leq 0.005\text{mm}/500\text{mm}$
Repeatability $\leq 0.002\text{mm}/500\text{mm}$

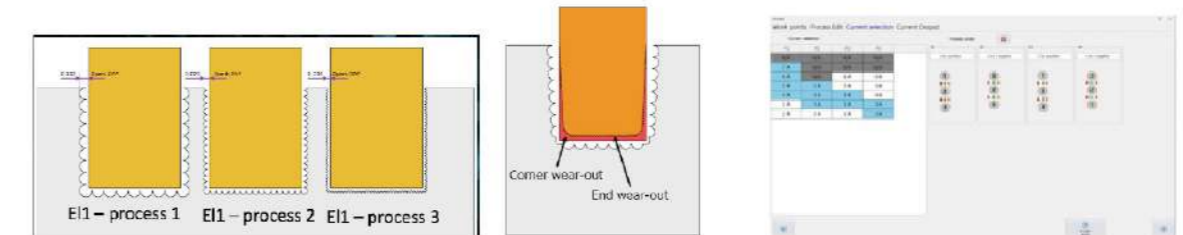


Uniform surface integrity without burn marks
From Ra0.1(VDI1) to Ra18(VDI45) or higher



Precise SmartPath orbit patterns to achieve electrode/workpiece distortion close to 0

SMART MULTI-ELECTRODE PROGRAMMING (EX/NX/ZX SERIES MODEL COMPARISON)



Roughing -> Finishing

Rough to finish easy programming, multi electrode in one program

EX- process electrode setting	NX- process electrode setting	ZX- only single process
<ul style="list-style-type: none"> • Up to 5 electrodes process (from roughing to super finish) • ATC, tool offset (XYZC) • Manual tool-change (for machines without ATC, but with Erowa/3R clamping) electrodes can be set-up in advance, machine will later request manual electrode change. Bringing tool change downtime and operator requirements to minimum. 	<ul style="list-style-type: none"> • Up to 3 electrodes process (from roughing to finishing) • ATC, tool offset (XYZ) • Manual tool-change (for machines without ATC, but with Erowa/3R clamping) electrodes can be set-up in advance, machine will later request manual electrode change. Bringing tool change downtime and operator requirements to minimum. 	<ul style="list-style-type: none"> • Up to 2 electrodes process (from roughing to finishing) • Tool offset only for Z-axis • Manual tool-change (for machines without ATC, but with Erowa/3R clamping) electrodes can be set-up in advance, machine will later request manual electrode change. Bringing tool change downtime and operator requirements to minimum.

SYSTEM FEATURE

- Windows 10 Operating system with industrial CPU i3(or above)64-bit.
- 21.5" multi-touch screen with movable controller.
- Equipped with digital voltmeter, current meter etc., to monitor the machine status easily.
- Up to 6 axes control – XYZCUV – equipped by rotary table to satisfy complex job.
- Color touch-screen on remote controller, unique design improves user convenience.
- ECO stand-by mode: Equipped by a motion sensor for power saving.
- UV fire sensor.
- Able to process CAM software output through API.
- Allow online training, problems diagnosis and system update remotely.

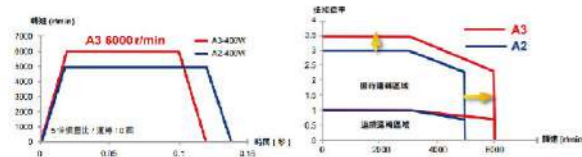
EtherCAT[®] FEATURE

- EtherCAT, AC servo system and I/O control platform equipped.
- Delta ASDA-A3 Servo Drive: Higher responsiveness and shorter settling time.
- EtherCAT I/O card with great stability and easy for integration with other applications.
- Multi-touch screen with keyboard, easy for operation.



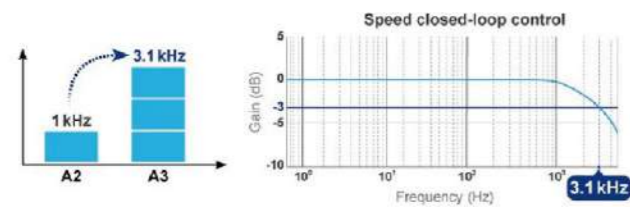
High speed motor with 6000 r/min and 350% peak torque

- Increase 1000 r/min compared to A2.
- Stable current output to achieve better accuracy and roughness.



3.1 kHz Bandwidth

- Prompt respond between driver and servo motor to achieve precise positioning.
- Higher responsiveness and shorter settling time increase productivity.



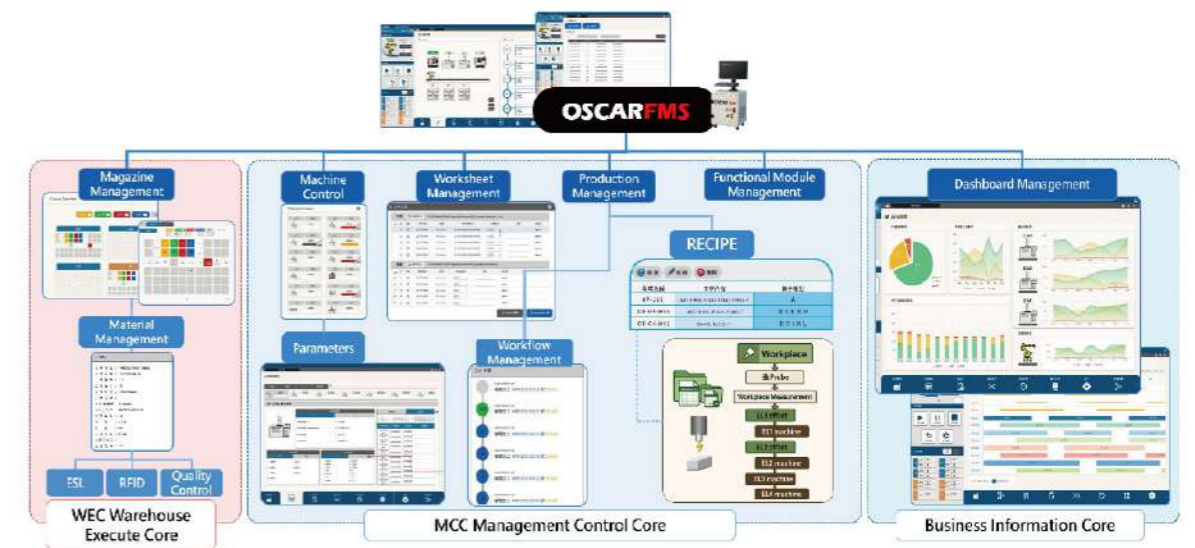
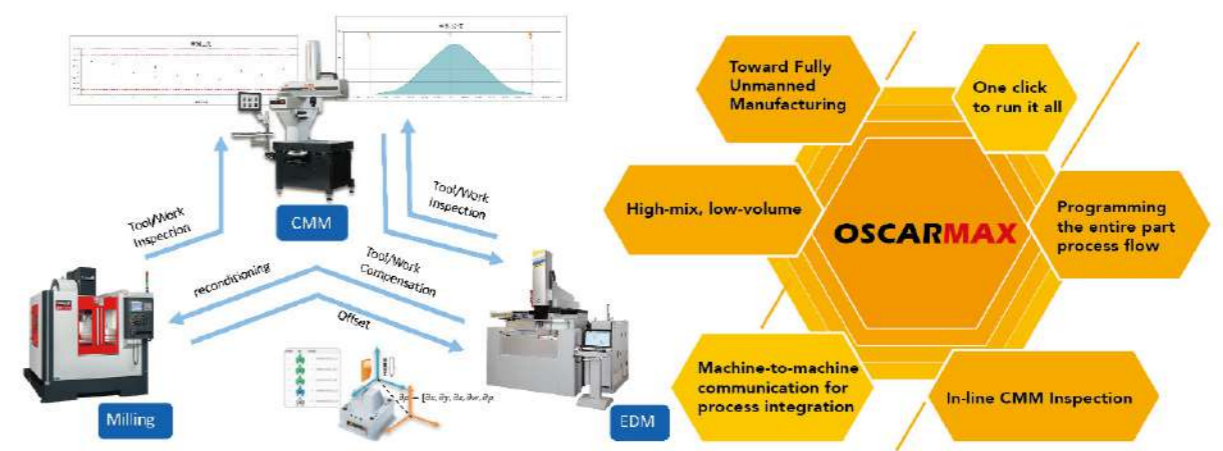
24-bit Absolute Type Encoder

- 16,777,216 pulses/turns ensure precise positioning.
- Steady performance at low-speed enhances machining quality.
- Keeps motor's position during power shortage.

QUICK INTERGRATION

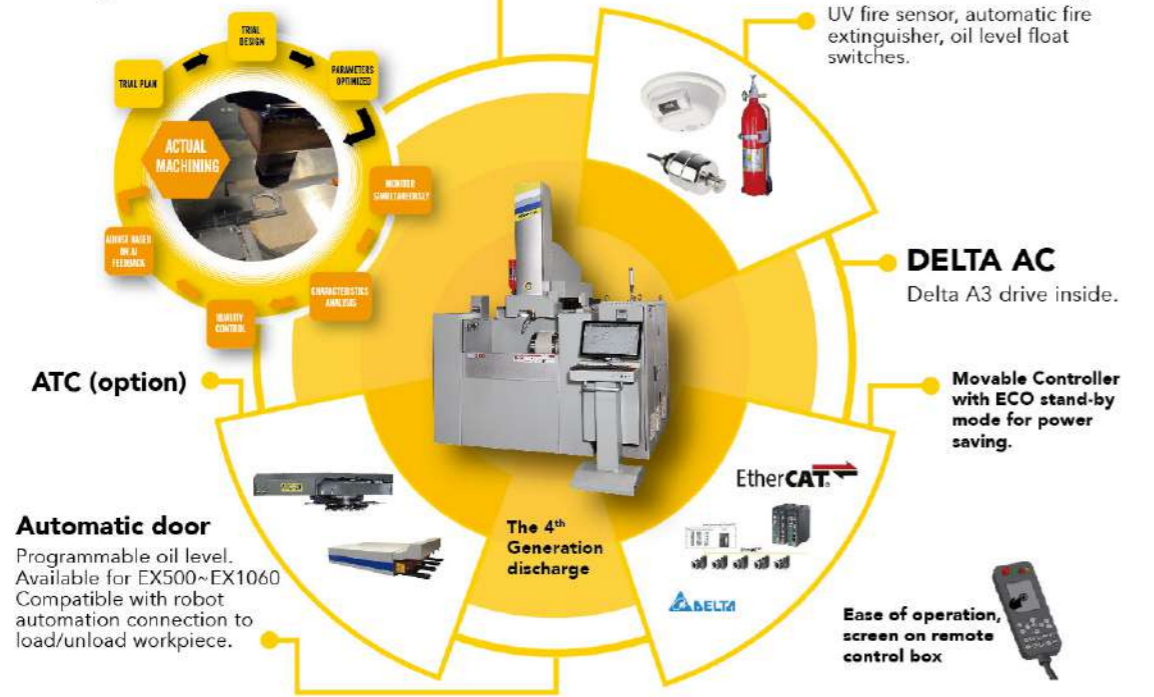


OSCARFMS FLEXIBLE MANUFACTURING SYSTEM




APC adaptable parameters control

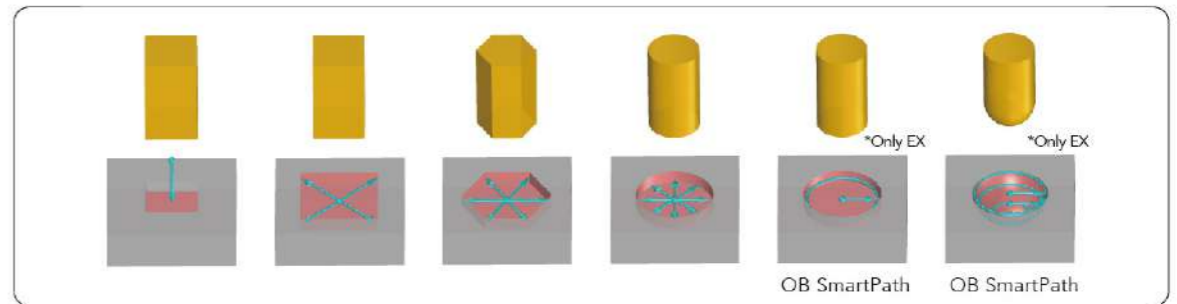
Check Page 7 to find out more!



NX & EX STANDARD FUNCTION



Orbit

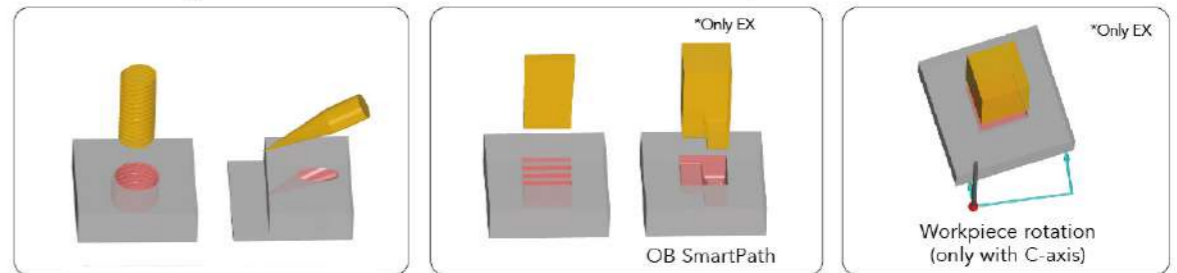


Threading

Gate

Rib

3D shape



APPLICATION FEATURES



- Conversational user interface – quick and easy program edit with pictures and description.
- Easy G-code insert for more complex programs.

The OB SmartPath has been significantly upgraded with a more strategic and intelligent oscillation, fully integrating machine capability with EDM performance.
*Exclusive on EX model

Able to process CAM software output through API, to generate a program that including parameters, positioning, mold edging etc. Hence, it saves time and eliminate human error.
[post processor is not included]



- FUZZY mode allows to simply choose materials and suggest the suitable program.
- Operators are allowed to edit the FUZZY parameters to optimize.

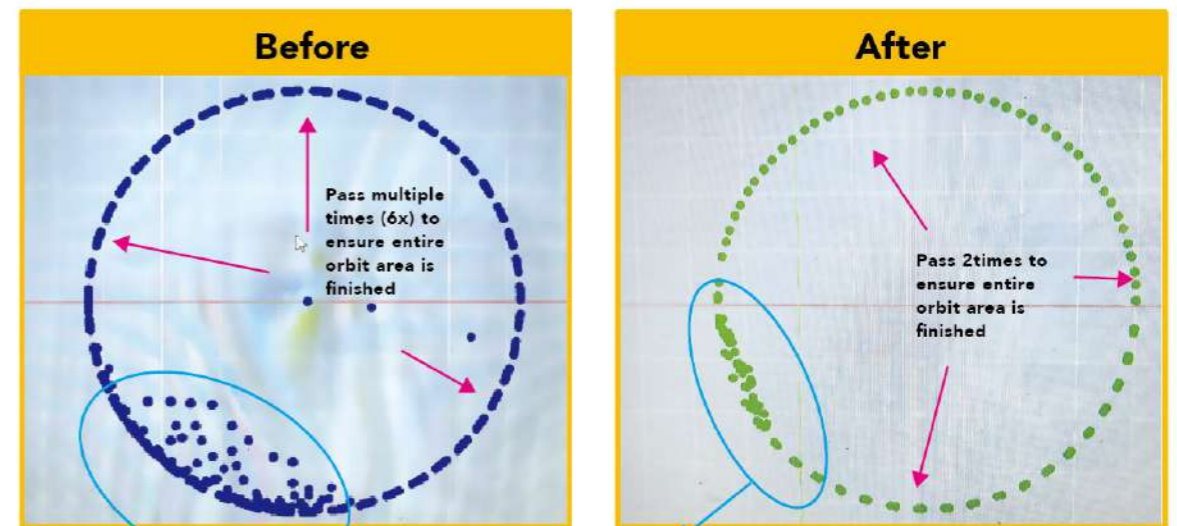
Ergonomic remote controller with screen for easy operation and access inside the machine work space.

Remote access allows OSCARMAX technicians assist with training, troubleshooting and problem diagnosis.

EX specification	NX
Movable control panel	Universal control panel
Linear scale resolution 1um	24 bit absolute type Encoder mode, resolution 1um
Intel CPU- i5 EX full version core system	Intel CPU-i3 NX CNC version core system
Available for C \ A \ B extra rotary tables.	Maximum 3 axes. X \ Y \ Z
Full 3D orbiting function with any angle orbit. OB SmartPath	Z minor direction orbiting function square and circuit path. (XY plane)



OB Smart Path



Remove small part of material each pass
Spent all time by removing material only from the area, where material is present

Orbit cutting delivers up to 200% faster cutting speed with significantly improved dimensional precision



MOVING COLUMN MACHINE EX/NX SERIES

EX60

X: 600
Y: 400
Z: 350
Three-sided lift-up oil tank door



EX1060

X: 1000
Y: 600
Z: 500
Front lift-up oil tank door



EX2210-2H

X: DM 775
SM 1550
Y: 1000
Z: 600



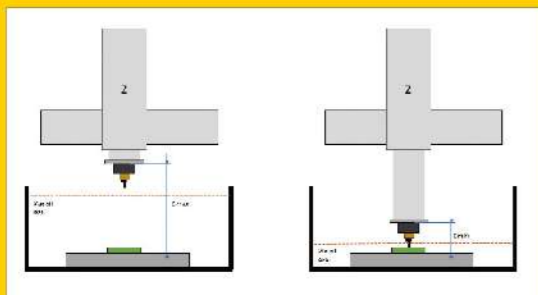
EX3010-2H

X: DM 1275
SM 2550
Y: 1000
Z: 600

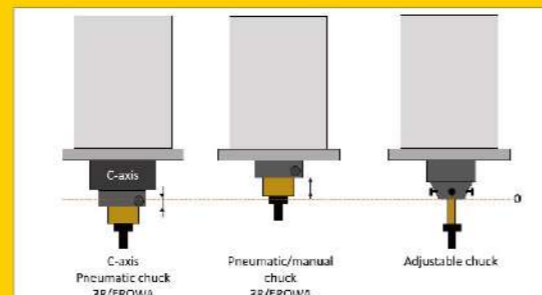


- DM = DM travel distance which allow both heads work without interrupting each other
- SM = One head longest travel

Z axis travel



Distance between chuck and table



Structure			Moving Column type							
Model (by size)			EX/NX500	EX60	EX/NX750	EX/NX1060	EX/NX1270	EX/NX1510	EX/NX1880	
Specification	Table Travel	X	500(20)	600(23)	700(28)	1000(40)	1200(47)	1500(59)	1800(71)	
		Y	400(16)	400(15)	500(20)	600(24)	700(28)	1000(39)	800(31)	
		Z	450(18)	350(13)	500(20)	500(20)	500(20)	600(24)	600(24)	
	Max. workpiece dimensions (W x D)	mm(inch)	1050x802 (41x32)	700x400 (27x15)	1390x990 (55x39)	1690x1080 (67x43)	1840x1120 (73x44)	2070x1570 (81x61)	2390x1215 (95x48)	
		mm(inch)	420(16.5) AD: 350(14)	AD: 330(13)	420(16.5) AD: 440(17)	525(20.6) AD: 530(20.8)	525(20)	700(28)	600(24)	
	Distance between chuck and table	mm(inch)	122-572 (5-23)	104-545 (4-17)	76-572 (3-23)	284-784 (11-31)	389-889 (15-35)	521-1127 (21-40)	322-922 (13-36)	
	Max. workpiece weight	kg	705	505	1530	3054	3563	7981	7043	
	Max. electrode weight	kg	80	80	80	80	80	80	80	
	Table Size (W x D)	mm(inch)	850x450 (34x18)	800x500 (31x19)	1000x600 (40x24)	1250x750 (49x29)	1350x820 (53x32)	1580x1100 (62x43)	1850x1000 (73x39)	
Machine weight	kg	3000	4000	4500	5500	6500	10800	9000		
Filter	Tank capacity	l	855	718	1283	1544	1600	3410	4860	
	Filter density	µm	20	20	20	20	20	20	20	
	Filter elements	Pcs	6	2	6	6	6	6	6	
Generator	Max. working current	A	90	60	90	120	120	120	120	
	Overall power consumption	KVA	10	10	10	12	12	12	12	
	Weight	kg	350	350	350	380	380	380	380	

*AD = Automatic Door.

Structure			Specification of Twin-Head Moving Column type						
Model (by size)			EX/NX2210	EX/NX2610	EX/NX3010	EX/NX1510-2H	EX/NX2210-2H	EX/NX2610-2H	EX/NX3010-2H
Specification	Table Travel	X	2200(87)	2600(102)	3000(118)	430/860 (17/34)	775/1550 (31/61)	1075/2150 (42/85)	1275/2550 (50/100)
		Y	1000(39)	1000(39)	1000(39)	1000(39)	1000(39)	1000(39)	1000(39)
		Z	600(24)	600(24)	600(24)	600(24)	600(24)	600(24)	600(24)
	Max. workpiece dimensions (W x D)	mm(inch)	2710x1580 (106x62)	3290x1690 (129x66)	3915x1580 (154x62)	2070x1570 (81x61)	2890x1590 (113x62)	3290x1690 (129x66)	3830x1590 (150x62)
	Max. filling height of dielectric tank	mm(inch)	700(28)	700(28)	700(28)	700(28)	700(28)	700(28)	700(28)
	Distance between chuck and table	mm(inch)	575-1175 (22-46)	560-1160 (22-45)	560-1160 (22-45)	560-1160 (22-45)	575-1175 (22-46)	560-1160 (22-45)	560-1160 (22-45)
	Max. workpiece weight	kg	11366	13638	15660	7981	113666	13640	15660
	Max. electrode weight	kg	80	80	80	80	80	80	80
	Table Size (W x D)	mm(inch)	2250x1100 (89x43)	2700x1100 (106x43)	3100x1100 (122x43)	1580x1100 (62x43)	2250x1100 (89x43)	2700x1100 (106x43)	3100x1100 (122x43)
Machine weight	kg	13500	16500	19500	12300	15000	18000	21000	
Filter	Tank capacity	l	4700	5400	5580	3410	4655	5400	5910
	Filter density	µm	20	20	20	20	20	20	20
	Filter elements	Pcs	6	6	6	12	12	12	12
Generator	Max. working current	A	120	120	120	120	120	120	120
	Overall power consumption	KVA	12	12	12	12	12	12	12
	Weight	kg	380	380	380	380	380	380	380

What is your choice?

EX



EX430
X: 400
Y: 300
Z: 300

- Complex high accuracy molds and tools
- Multi-cavity molds and tools including C-axis positioning
- Aerospace (turbines, diffusers, seal slots)
- High surface quality requirements
- No-polishing EDM surface
- C-axis applications (XYZC vector, helix, continuous rotation)
- EDM Internal Thread Machining
- All kinds and vectors of injection gates (tunnel gate, banana gate)
- Lights-out machining (with ATC, FMS)
- Minimal operator presence

NX



NX550
X: 500
Y: 400
Z: 350

- High accuracy molds and tools
- Multi-cavity molds and tools
- EDM Internal Thread Machining
- Standard injection tunnel gates
- Semi-automation (with ATC)
- Operator can cover multiple machines

ZX



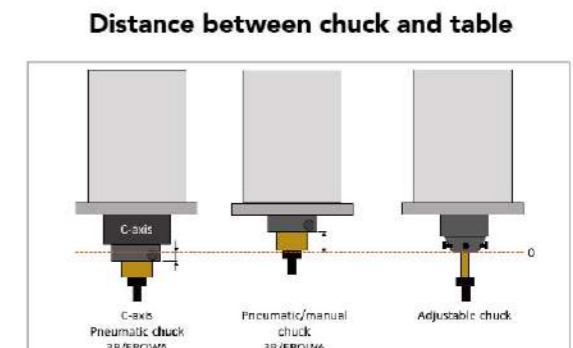
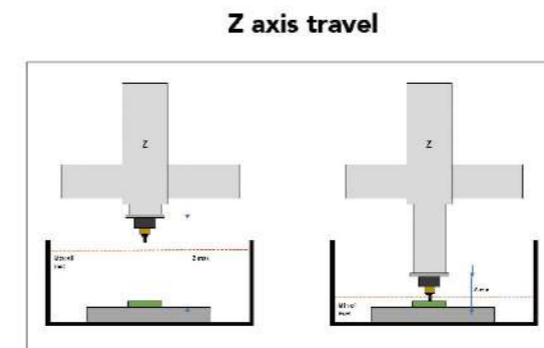
ZX430
X: 400
Y: 300
Z: 300

ZX755
X: 700
Y: 550
Z: 250
Z2: 300


- Basic molds and tools
- Single point repetitive workpiece
- Molds and tools repairs
- Require operator presence

Structure			Moving Table type				
Model (by size)			EX430	NX/ZX430	NX/ZX550	NX/ZX755	
Specification	Table Travel	X	400(16)	400(16)	500(20)	700(28)	
		Y	300(12)	300(12)	400(16)	550(22)	
		Z	300(12)	300(12)	350(14)	250(10)	
		Second spindle travel	mm (inch)	N/A	N/A	N/A	300(12)
		Max. workpiece dimensions (W x D)	mm (inch)	920x505 (36x20)	945x510 (37x20)	1100x630 (44x25)	1630x950 (40x28)
		Max. filling height of dielectric tank	mm (inch)	215(8.6)	215(8.6)	260(10.4)	385(14)
		Distance between chuck and table	mm (inch)	150-450 (6-18)	150-450 (6-18)	145-495 (5.9-19.5)	190-740 (5-19)
		Max. workpiece weight	kg	550	550	1350	2000
		Max. electrode weight	kg	120	120	220	250
		Table Size (W x D)	mm (inch)	650x350 (26x14)	650x350 (26x14)	800x450 (32x18)	1100x600 (44x24)
	Machine weight	kg	1200	1200	1950	3100	
Filter		Tank capacity	l	580	580	520	1120
		Filter density	μm	20	20	20	20
		Filter elements	Pcs	3	3	3	4
Generator		Max. working current	A	60	60	60	60
		Overall power consumption	KVA	6	6	6	6
		Weight	kg	320	320	320	320

Function	EX	NX	ZX
Circle, square orbit	Yes	Yes	N/A
Polygon, orbit rotation	Yes	Yes	N/A
3D orbit (equal gap)	Yes	N/A	N/A
Taper angle (Z-axis sparking - automatic gap calculation based on draft angle)	Yes	Yes	Yes
C-axis sparking (XYZC, helix)	Yes	N/A	N/A



INTELLIGENT TOOLING SYSTEM FOR AUTOMATED PART FLOW

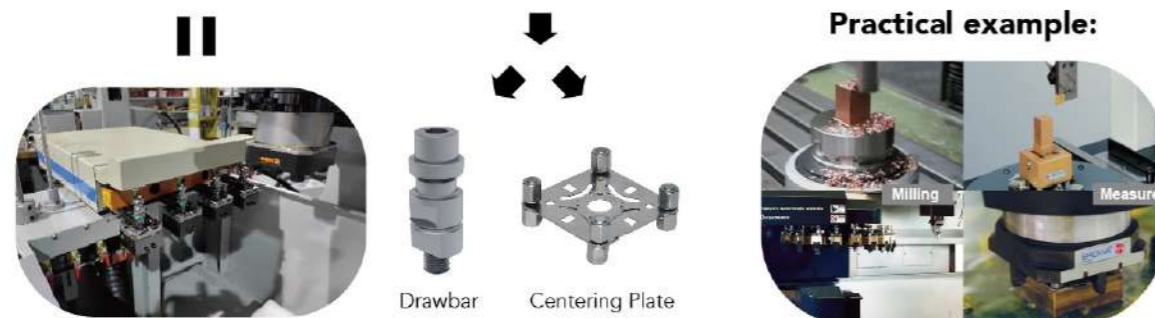
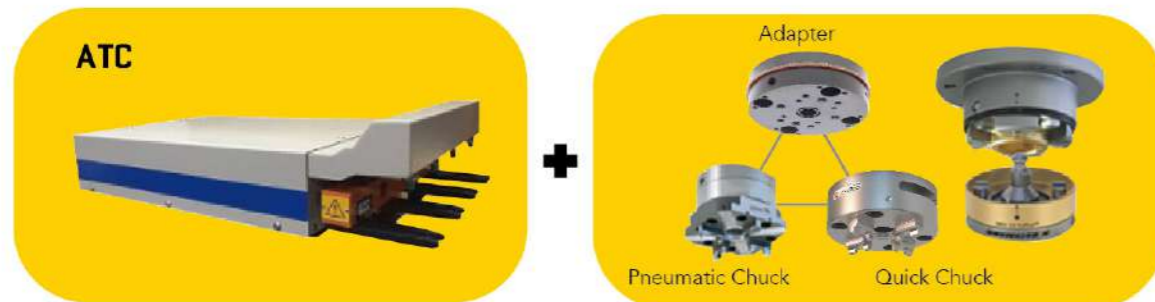


COMMON ACCESSORIES

system 3R

EROWA system solutions

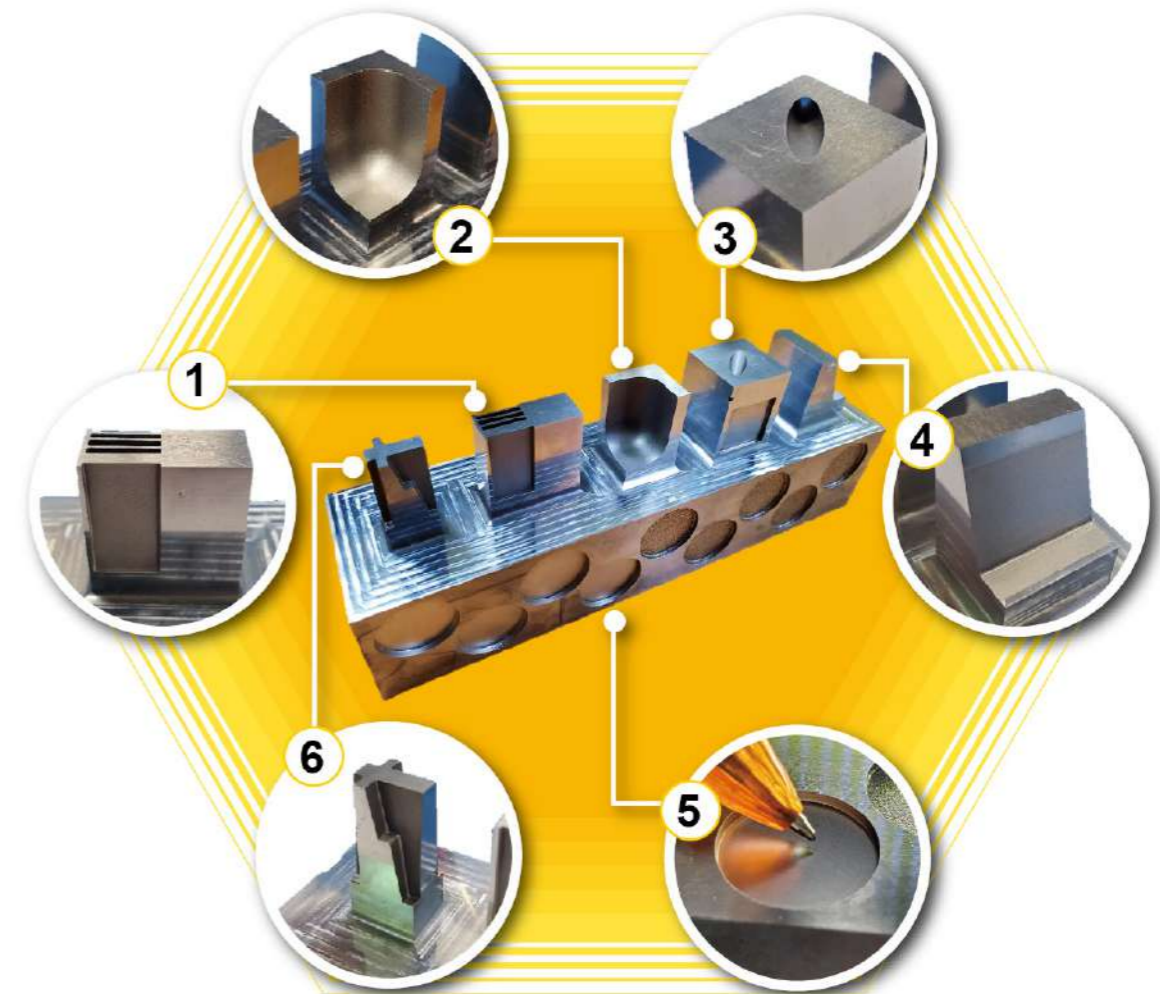
HIRSCHMANN



MACHINING APPLICATIONS & SAMPLES

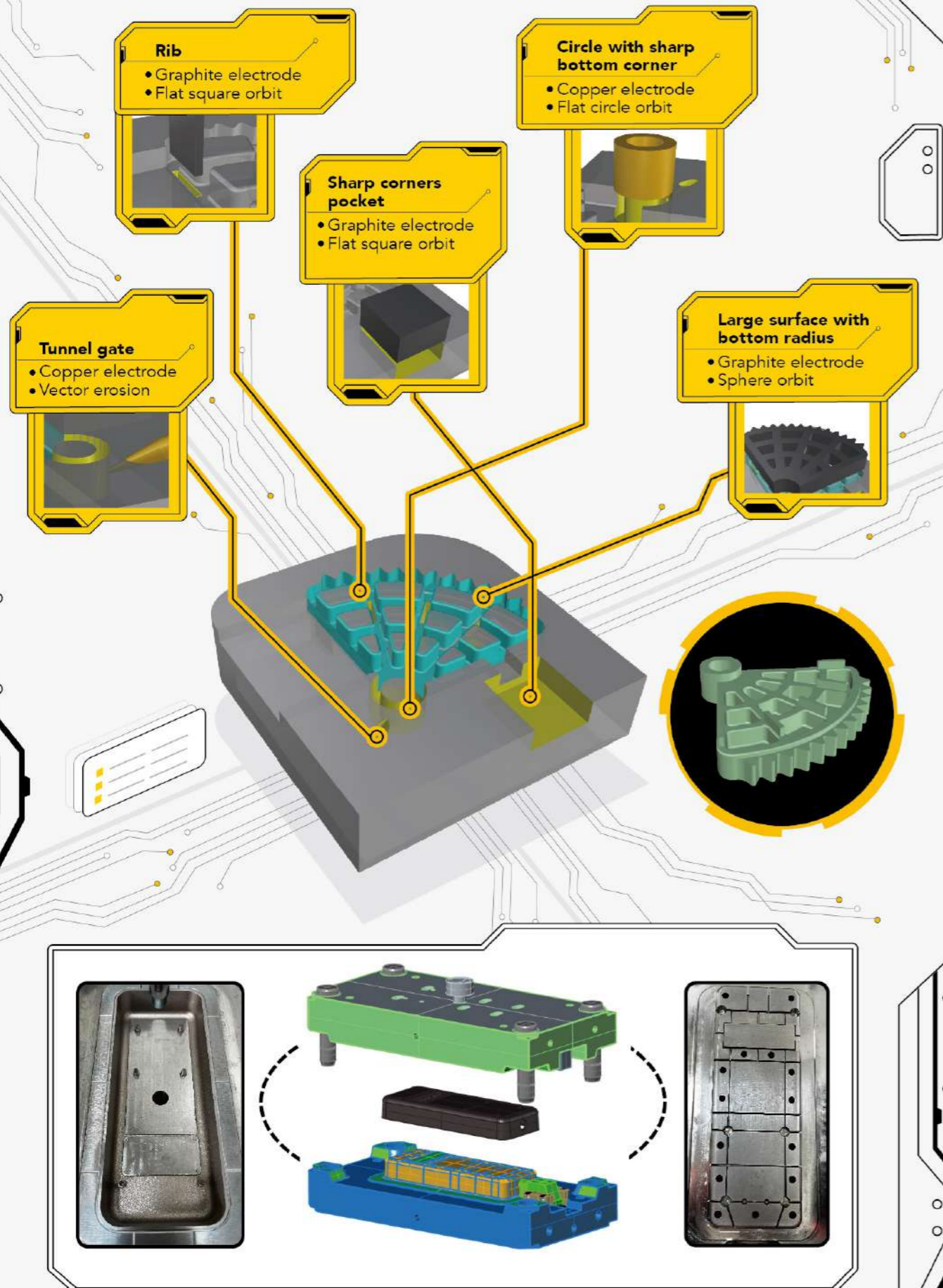


Example of automatic workpiece setup and electrode offset measurement



- | | | |
|---|---|--|
| <p>1 Rib 1x10mm
 Depth: 20mm
 Electrode: Gr ISO-63
 Number of EL: 2 (2 x 0.15)
 Roughness: VDI18/Ra0.8
 Time: 1h 10min</p> | <p>2 Corner radius 12x12mm
 Depth: 20mm
 Electrode: Gr ISO-63
 Number of EL: 2 (0.3 + 0.1)
 Roughness: VDI16/Ra0.6
 Time: 1h 10min</p> | <p>3 Tunnel gate
 Depth: 15mm
 Electrode: Cu
 Number of EL: 1 (0.05)
 Roughness: VDI18/Ra0.8
 Time: 45min</p> |
| <p>4 Angled surface connection
 Depth: 20mm
 Electrode: Gr
 Number of EL: 1 (0.1)
 Roughness: VDI16/Ra0.6
 Time: 40min</p> | <p>5 Surface polishing
 Depth: 1.5mm
 Electrode: Cu
 Number of EL: 2 (0.1)
 Roughness: VDI6/Ra0.2
 Time: 2h 45min</p> | <p>6 Connector
 Depth: 20mm
 Electrode: Gr ISO-63
 Number of EL: 2 (2 x 0.1)
 Roughness: VDI18/Ra0.6
 Time: 45min</p> |

MACHINING APPLICATIONS & SAMPLES



MACHINING APPLICATIONS & SAMPLES

Super hard alloy application




Petrochemical industrial application



Special components application




Injection mold applicaiton



Forging tools



Die & mold spotting



Stamping and forging dies



Ribs machining application




MACHINING APPLICATIONS & SAMPLES

Precise components & Molds application




Automobile mold application



STANDARD ACCESSORIES

Core Standard Components. 4th Generation sparking circuit.




TURBO high cutting speed circuit
EZ spark circuit for extra hard materials

Core system



- EX standard with i5 Windows 10 Operating system with industrial CPU i3(or above)64-bit.
- 21.5" multi-touch screen with movable controller.
- Equipped with digital voltmeter, current meter etc., to monitor the machine status easily.
- Up to 6 axes control – XYZCUV – equipped by rotary table to satisfy complex job.
- Color touch-screen on remote controller, unique design improves user convenience.

High structural rigidity allows the servo system to fully utilize its high response capability.



P class linear guide ways (CMAx & CNC standard)
C5 class Double Nuts Ballscrews (CMAx & CNC standard)
Automatic Oil Feeder

High-response servo with rapid compensation capability for discharge conditions



Safety Sensors

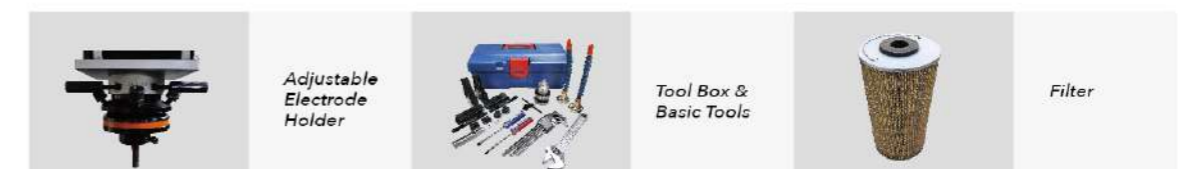


Aerospace Grade Inspection -Quality control





- All products are well tested, measured by high-tech tools to ensure quality of machines.
- Mechanical geometric measurement.
- QC procedures including accuracy test by laser. Dynamic test including operation and idle mode.

Standard tools



Spindle System Option

Item	Harmonic Drive Type	Direct Drive
Type		
Drive Type	Harmonic Gear Reducer	Direct Drive
Max. Speed (rpm)	30 (1:100)	200 (1:1)
Positioning Accuracy (Arc-sec) - P	40	30
Positioning Deviation (Arc-sec) - Pa	30	15
Repeatability (Arc-sec) - Pmax	15	10
Bidirectional Accuracy (Arc-sec) - Umax	15 (after compensation)	10
Rotary Table Weight incl. Chuck (kg)	13	15
Electrode Load (kg)	Static: 35 / Dynamic: 30	Static: 35 / Dynamic: 30
Center Flushing Pressure (Bar)	50	50
Rotary Table Height incl. Chuck (mm)	150	150
Continuous Rotation Capability	No	Yes
IP Protection Rating	IP67	IP67

Extra Core Option



Popular Option



STANDARD ACCESSORIES

Item	ZX	NX	EX
X - Y - Z axis Double Nuts Ballscrews	C7 ballscrews	√	√
X - Y - Z P-Type Linear Guide way	Hard rails	√	√
X - Y - Z axis Linear Scale 1µm	XY axes 5um scales, Z axis 24bits encoders	XYZ axes 24bits encoders	√
X - Y - Z axis Servo Motor	Only Z axis	√	√
21.5" touch screen	√	√	√
Auto Fire Extinguisher	√	√	√
UV sensor	√	√	√
Stainless Oil Level Sensor	√	√	√
LED Work Lamp	√	√	√
Leveling Pad	√	√	√
Flushing Nozzle	√	√	√
Adjustable Electrode Holder	√	√	√
Filter	√	√	√
Tool Box & Basic Tools	√	√	√
Remote Controller	√	√	√
Signal Tower Light	√	√	√
Groundfos Pump	√	√	√
Automatic door	Manual	<input type="checkbox"/> NX500-NX1060	√ EX500-EX1060
Automatic lubrication system	Manual	√	√
4 th generation sparking circuit	√	√	√
EZ spark circuit for extra hard materials.	√	√	√
TURBO high speed circuit	√	√	√

√:Standard : available —:unavailable

Automation Option



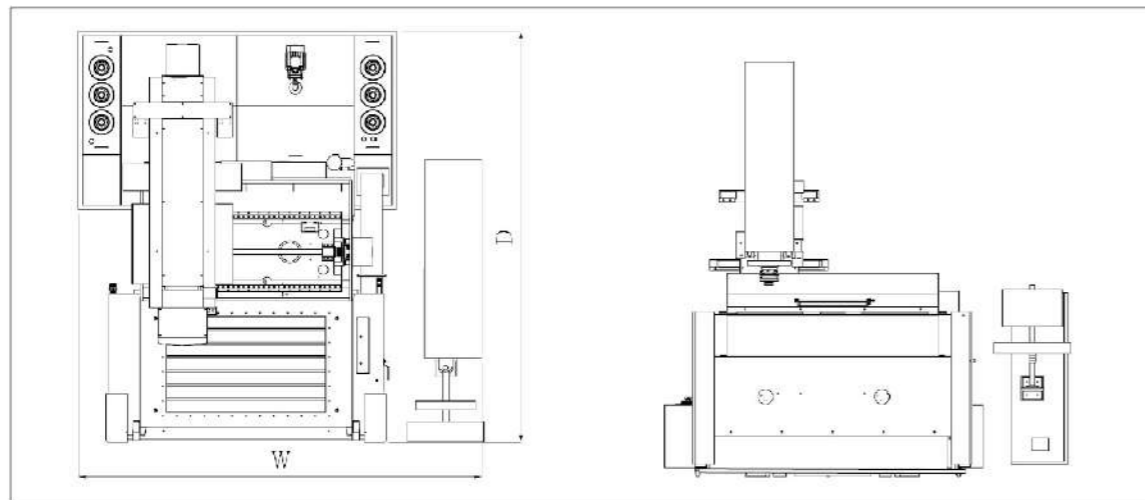
OPTIONAL ACCESSORIES

Item	ZX	EX430/NX430-550	EX /NX 500-3010-2H
OSCARFMS	-	Only EX	Only EX
3R/EROWA - wheel type ATC 16/20	-	-	<input type="checkbox"/>
3R/EROWA - linear type ATC 4/5/6/8	-	ATC4/ATC4 X2	<input type="checkbox"/>
3R/EROWA - C axis	-	Only EX	Only EX
3R/EROWA - Manual Chuck	<input type="checkbox"/>	<input type="checkbox"/>	<input type="checkbox"/>
3R/EROWA - Automatic Chuck	-	<input type="checkbox"/>	<input type="checkbox"/>
Oil Mist Collector	<input type="checkbox"/>	<input type="checkbox"/>	<input type="checkbox"/>
AB axes rotary table	-	Only EX	Only EX
ROBOT - 180 Tool Changer	-	-	<input type="checkbox"/>
EDM oil cooler	<input type="checkbox"/>	<input type="checkbox"/>	<input type="checkbox"/>
Permanent Magnetic Table	<input type="checkbox"/>	<input type="checkbox"/>	<input type="checkbox"/>
Measuring Probe	<input type="checkbox"/>	<input type="checkbox"/>	<input type="checkbox"/>
Electrode Holder 75 & 100 type	<input type="checkbox"/>	<input type="checkbox"/>	<input type="checkbox"/>
Transformer 3Ø - 380V - 400V - 415V	<input type="checkbox"/>	<input type="checkbox"/>	<input type="checkbox"/>
Uninterruptible Power Supply	<input type="checkbox"/>	<input type="checkbox"/>	<input type="checkbox"/>

: available —:unavailable

MOVING COLUMN TYPE-EX

Type	L(mm / inch)	W(mm / inch)	H(mm / inch)
EX/NX500	2473(97.3)	2878(113.3)	2781(109.5)
EX60	2592(102.5)	2613(102.8)	2905(114.3)
EX/NX750	3083(121.4)	3087(121.5)	2810(110.6)
EX/NX1060	3214(126.5)	3242(127.6)	3389(133.4)
EX/NX1270	3176(125)	3582(141)	3418(134.6)
EX/NX1510	3919(154.3)	4503(177.3)	3902(153.6)
EX/NX1880	3708(146)	3947(155.4)	3589(141.3)
EX/NX2210	4418(174)	4562(179.6)	3899(153.5)
EX/NX2610	4914(193.5)	4806(189.2)	3904(153.7)
EX/NX3010	5636(221.9)	4806(189.2)	3904(153.7)



TWIN HEAD MOVING COLUMN TYPE-EX

Type	L(mm / inch)	W(mm / inch)	H(mm / inch)	SM(mm / inch)	DM(mm / inch)
EX/NX1510-2H	5332(209.9)	4849.5(190.9)	4254(167.5)	860(33.9)	430(16.9)
EX/NX2210-2H	5184(204.1)	4554(179.3)	3680(144.9)	1550(61)	775(30.5)
EX/NX2610-2H	5584(219.8)	4652(183.1)	3680(144.9)	2150(84.6)	1075(42.3)
EX/NX3010-2H	6124(241.1)	4652(183.1)	3680(144.9)	2550(100.4)	1275(50.2)

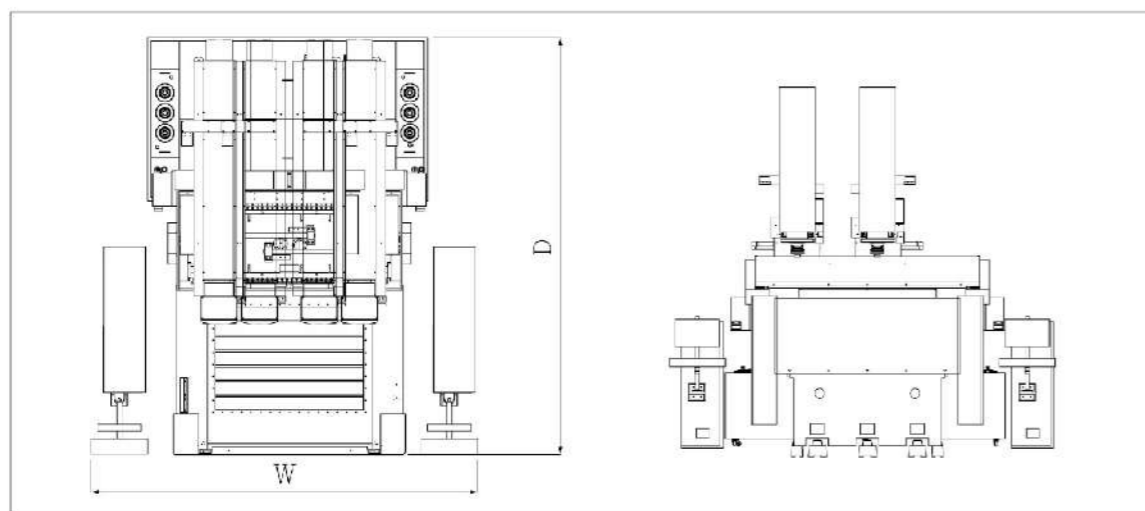


TABLE-MOVING TYPE-EX

Type	L(mm / inch)	W(mm / inch)	H(mm / inch)
EX430	2442(96.1)	2414.3(95)	2478 (97.6)

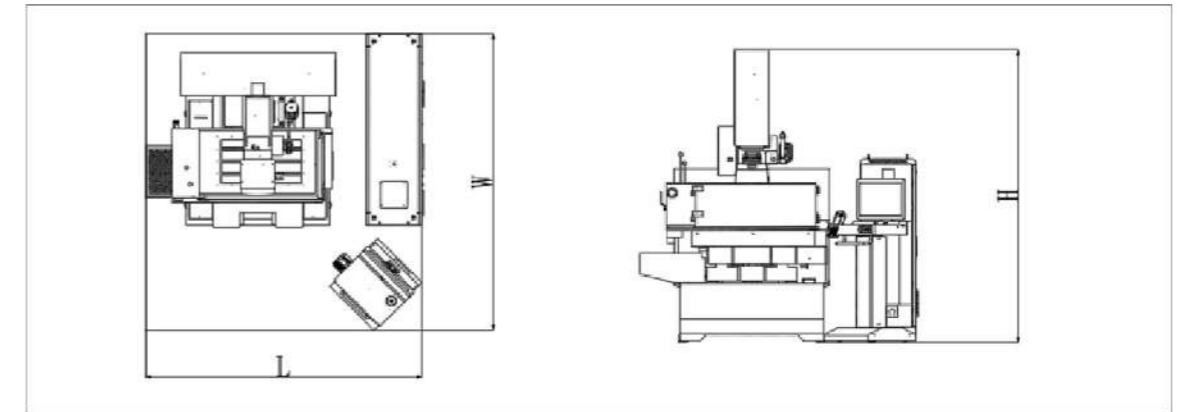
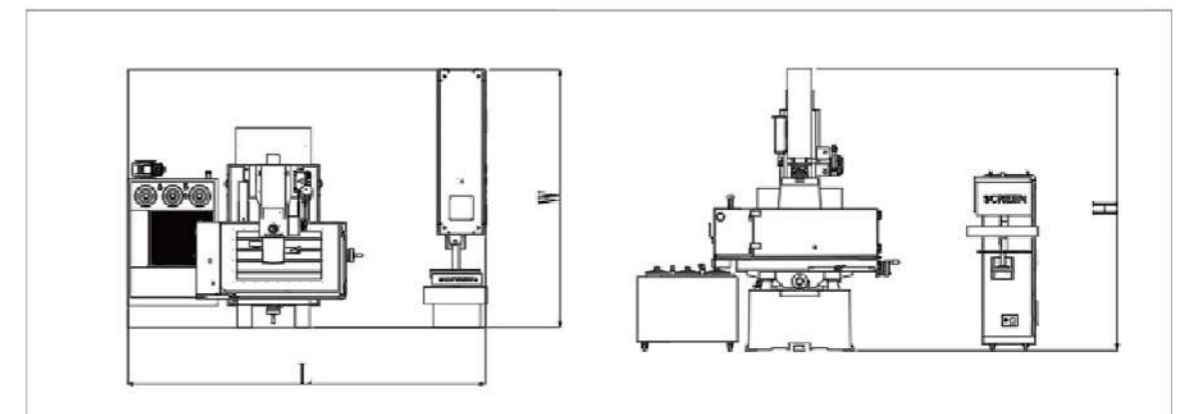
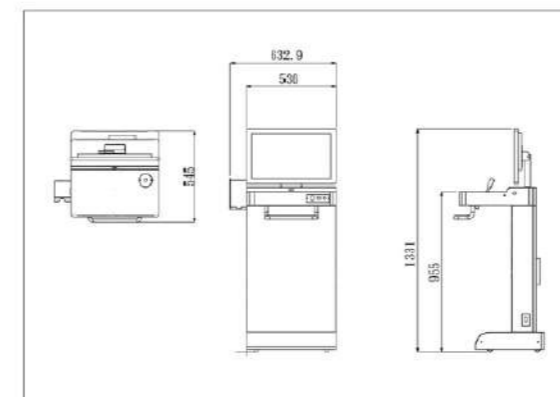


TABLE-MOVING TYPE-NX/ZX

Type	L(mm / inch)	W(mm / inch)	H(mm / inch)
NX/ZX430	2950(116.1)	2466(97.09)	2308(90.9)
NX/ZX550	3387(133.4)	2466(97.09)	2394(94)
NX/ZX755	4901(193)	2466(97.09)	2515(99)



EX-Movable Controller



NX/ZX Generator

